

CHALLAN

From:  
MAHESHWARI DATAMATICS PVT. LTD.  
23 R.N.MUKHERJEE ROAD, 5TH FLOOR  
KOLKATA - 700001  
Phone : 2248-2248/2243-5029  
Email: mdpldc@yahoo.com

To:  
TRIDENT INDIA LIMITED  
23, GANESH CHANDRA AVENUE  
3RD FLOOR, KOLKATA  
-  
700013

Shareholding Pattern as on 31/03/2019  
Investors' Grievance Report for quarter ended 31/03/2019 and for the full financial year  
Balance Confirmation Certificate  
Compliance Certificate U/S 7(3)  
Clause 74(5) Confirmation  
Distribution Schedule both in value and in numbers

Date: 06/04/2019

For MAHESHWARI DATAMATICS PVT. LTD.



**Format of holding of specified securities**


1. Name of Listed Entity: TRIDENT INDIA LIMITED (CIN:-)
2. Scrip Code - Name of Scrip -, - Class of Security Equity
3. Share Holding Pattern Filed under : Reg. 31(1)(a)/Reg. 31(1)(b)/Reg. 31(1)(c )
  - a. If under 31 (1)(b) then indicate the report for Quarter ending: 31/03/2019
  - b. If under 31(1)(c ) then indicate date of allotment/extinguishment

4. **Declaration** : The Listed entity is required to submit the following declaration to the extent of submission of information:-

* Particulars	Yes*	No*
1 Whether the Listed Entity has issued any partly paid up shares?		No
2 Whether the Listed Entity has issued any Convertible Securities or Warrants?		No
3 Whether the Listed Entity has any shares against which depository receipts are issued?		No
4 Whether the Listed Entity has any shares in Locked-in?		No
5 Whether any shares held by promoters are pledge or otherwise encumbered?		No

\* If the Listed Entity selects the option 'No' for the questions above, the column for the partly paid up shares, Outstanding Convertible Securities/Warrants, depository receipts, locked-in shares, No of shares pledged or otherwise encumbered by promoters, as applicable, shall not be displayed at the time of dissemination on the Stock Exchange website. Also wherever there is 'No' declared by Listed Entity in above table the values will be considered as 'Zero' by default on submission of the format of holding of specified securities.


5. The tabular format for disclosure of holding of specified securities is as follows:-



TRIDENT INDIA LIMITED

Table I - Summary Statement holding of specified securities as on 31/03/2019

Category (I)	Category of shareholder (II)	Nos. of shareholders (III)	No. of fully paid up equity shares held (IV)	No. of Partly paid-up equity shares held (V)	No. of shares underlying Depository Receipts (VI)	Total nos. shares held (VII)=(IV)+(V)+(VI)	Shareholding as a % of total no. of shares (calculated as per SCRR, 1957) (VIII) As a % of (A+B+C2)	Number of Voting Rights held in each class of securities (IX)			No of shares Underlying outstanding convertible securities (including Warrants) (X)	Shareholding as a % assuming full conversion of convertible securities (as a percentage of diluted share capital) (XI)=(VII)+(X) As a % of (A+B+C2)	Number of Locked in shares (XII)		Number of shares pledged or otherwise encumbered (XIII)		Number of equity shares held in dematerialized form (XIV)	
								No of Voting Rights					Total as a % of (A+B+C)	No. (a)	As a % of total shares held (b)	No. (a)		As a % of total shares held (b)
								Class eg:x	Class eg:y	Total								
(A)	Promoter & Promoter group	5	542920	0	0	542920	54.5100	542920	0	542920	54.5100	0	0.0000	0	0.0000	542920		
(B)	Public	106	453080	0	0	453080	45.4900	453080	0	453080	45.4900	0	0.0000	NA		232080		
(C)	Non Promoter - Non Public													NA				
(C1)	Shares underlying DRs						NA							NA				
(C2)	Shares held by Employee Trusts													NA				
	Total	111	996000	0	0	996000	100.0000	996000	0	996000	100.0000	0	0.0000			775000		





TRIDENT INDIA LIMITED

Table II - Statement Showing shareholding pattern of the Promoter and Promoter Group as on 31/03/2019

	Category & Name of the Shareholders (I)	PAN (II)	Nos. of shareholders (III)	No. of fully paid up equity shares held (IV)	Partly paid-up equity shares held (V)	Nos. of shares underlying Depository Receipts (VI)	Total nos. shares held (VII)=(IV)+(V)+(VI)	Shareholding % calculated as per SCRR, 1957) As a % of (A+B+C2) (VIII)	Number of Voting Rights held in each class of securities (IX)			No of shares Underlying outstanding convertible securities (including Warrants) (X)	Shareholding as a % assuming full conversion of convertible securities (as a percentage of diluted share capital) (XI)=(VII)+(X) As a % of A+B+C2)	Number of Locked in shares (XII)		Number of shares pledged or otherwise encumbered (XIII)		Number of equity shares held in dematerialized form (XIV)	
									No of Voting Rights					No. (a)	As a % of total shares held (b)	No. (a)	As a % of total shares held (b)		
									Class x	Class y	Total								
(1)	Indian																		
(a)	Individuals/Hindu undivided Family		5	542920	0	0	542920	54.5100	542920	0	542920	54.5100	0	54.5100	0	0.0000	0	0.0000	542920
	NIRMAL KUMAR JAIN HUF	AAFHN8939N	1	391120	0	0	391120	39.2691	391120	0	391120	39.2691	0	39.2691	0	0.0000	0	0.0000	391120
	CHANDRAKALA JAIN	AAVPJ1347C	1	61000	0	0	61000	6.1245	61000	0	61000	6.1245	0	6.1245	0	0.0000	0	0.0000	61000
	SANTOSH KUMAR JAIN	ABQPJ9603B	1	30500	0	0	30500	3.0622	30500	0	30500	3.0622	0	3.0622	0	0.0000	0	0.0000	30500
	KIRAN DEVI JAIN	AAVPJ1345A	1	30300	0	0	30300	3.0422	30300	0	30300	3.0422	0	3.0422	0	0.0000	0	0.0000	30300
	VIJAY KUMAR JAIN	AEZPJ9705J	1	30000	0	0	30000	3.0120	30000	0	30000	3.0120	0	3.0120	0	0.0000	0	0.0000	30000
(b)	Central Government/State Government(s)																		
(c)	Financial Institutions/Banks																		
(d)	Any Other (specify)																		
	Sub Total		5	542920	0	0	542920	54.5100	542920	0	542920	54.5100	0	54.5100	0	0.0000	0	0.0000	542920
(2)	Foreign																		
(a)	Individuals (Non-Resident Individuals/Foreign Individuals)																		
(b)	Government																		
(c)	Institutions																		
(d)	Foreign Portfolio Investor																		
(e)	Any Other (specify)																		
	Sub Total		0	0	0	0	0	0.0000	0	0	0	0.0000	0	0.0000	0	0.0000	0	0.0000	0
	Total Shareholding of Promoter and Promoter Group (A)=(A)(1)+(A)(2)		5	542920	0	0	542920	54.5100	542920	0	542920	54.5100	0	54.5100	0	0.0000	0	0.0000	542920



Table III - Statement Showing shareholding pattern of the Public shareholder as on 31/03/2019

Category & Name of the Shareholders (I)	PAN (II)	Nos. of shareholders (III)	No. of fully paid up equity shares held (IV)	Partly paid up equity shares held (V)	Nos. of shares underlying Depository Receipts (VI)	Total nos. shares held (VII)=(IV)+(V)+(VI)	Shareholding % calculated as per SCRR, 1957) As a % of (A+B+C2) (VIII)	Number of Voting Rights held in each class of securities (IX)			Total as a % of Total Voting rights	No of shares Underlying convertible securities (including Warrants) (X)	Shareholding as a % assuming full conversion of convertible securities (as a percentage of diluted share capital) (XI)=(VII)+(X) As a % of A+B+C2)	Number of Locked in shares (XII)		Number of shares pledged or otherwise encumbered (XIII)		Number of equity shares held in dematerialized form (XIV)	
								No of Voting Rights						No. (Not applicable) (a)	As a % of total shares held (b)	No. (Not applicable) (a)	As a % of total shares held (Not applicable) (b)		
								Class x	Class y	Total									No. (a)
(1) Institutions																			
(a) Mutual Funds / UTI																			
(b) Venture Capital Funds																			
(c) Alternate Investment Funds																			
(d) Foreign Venture Capital Investors																			
(e) Foreign Portfolio Investors																			
(f) Financial Institutions / Banks																			
(g) Insurance Companies																			
(h) Provident Funds / Pension Funds																			
(i) Any Other (specify)																			
Sub Total			0	0	0	0	0.0000	0	0	0	0.0000	0	0.0000	0	0.0000	NA		0	
(2) Central Government / State Government(s) / President of India																			
(3) Non-Institutions																			
(a) Individuals-																			
i. Individual shareholders holding nominal share capital upto Rs.2 lakhs			74	37500	0	0	37500	3.7651	37500	0	37500	3.7651	0	3.7651	0	0.0000	NA		0
ii. Individual shareholders holding nominal share capital in excess of Rs.2 lakhs			1	25000	0	0	25000	2.5100	25000	0	25000	2.5100	0	2.5100	0	0.0000	NA		0
M.L.JAIN (HUF)			1	25000	0	0	25000	2.5100	25000	0	25000	2.5100	0	2.5100	0	0.0000	NA		0
(b) NBFCs registered with RBI																			
(c) Employee Trusts																			
(d) Overseas Depositories (holding DRs) (balancing figure)																			
(e) Any Other (specify)																			
Bodies Corporate			31	390580	0	0	390580	39.2149	390580	0	390580	39.2149	0	39.2149	0	0.0000	NA		232080
IDEAL BUILDCON PRIVATE LIMITED	AAAC15773M		1	35000	0	0	35000	3.5141	35000	0	35000	3.5141	0	3.5141	0	0.0000	NA		35000





## TRIDENT INDIA LIMITED

Table III - Statement Showing shareholding pattern of the Public shareholder as on 31/03/2019

Category & Name of the Shareholders (I)	PAN (II)	Nos. of shareholders (III)	No. of fully paid up equity shares held (IV)	Partly paid up equity shares held (V)	Nos. of shares underlying Depository Receipts (VI)	Total nos. shares held (VII)=(IV)+(V)+(VI)	Shareholding % calculated as per SCRR, 1957) As a % of (A+B+C2) (VIII)	Number of Voting Rights held in each class of securities (IX)			Total as a % of Total Voting rights	No of shares Underlying outstanding convertible securities (including Warrants) (X)	Shareholding as a % assuming full conversion of convertible securities (as a percentage of diluted share capital) (XI)=(VII)+(X) As a % of A+B+C2)	Number of Locked in shares (XII)		Number of shares pledged or otherwise encumbered (XIII)		Number of equity shares held in dematerialized form (XIV)
								No of Voting Rights						No. (a)	As a % of total shares held (b)	No. (Not applicable) (a)	As a % of total shares held (Not applicable) (b)	
								Class x	Class y	Total								
ASHWIN TRADING PVT. LTD.	AACCA1155B	1	27000	0	0	27000	2.7108	27000	0	27000	2.7108	0	2.7108	0	0.0000	NA	0	27000
IDEAL MOTOR FINANCE PRIVATE LIMITED	AAACI9929B	1	20000	0	0	20000	2.0080	20000	0	20000	2.0080	0	2.0080	0	0.0000	NA	0	20000
B L IMPEX PRIVATE LIMITED	AABCB6096M	1	20000	0	0	20000	2.0080	20000	0	20000	2.0080	0	2.0080	0	0.0000	NA	0	20000
GLOBE STOCKS AND SECURITIES LTD.	AABCG0032A	1	20000	0	0	20000	2.0080	20000	0	20000	2.0080	0	2.0080	0	0.0000	NA	0	20000
KARIKISH VYAPAAR PRIVATE LIMITED	AABCK1139L	1	18000	0	0	18000	1.8072	18000	0	18000	1.8072	0	1.8072	0	0.0000	NA	0	18000
PICHU SLEEPWEAR PVT LTD	AACCP6454G	1	17000	0	0	17000	1.7068	17000	0	17000	1.7068	0	1.7068	0	0.0000	NA	0	0
PRJ FINANCE PVT.LTD.	AADCP4314Q	1	15000	0	0	15000	1.5060	15000	0	15000	1.5060	0	1.5060	0	0.0000	NA	0	15000
ARDHI VANIJYA PRIVATE LIMITED	AACCA1654M	1	15000	0	0	15000	1.5060	15000	0	15000	1.5060	0	1.5060	0	0.0000	NA	0	15000
BINAVADINI PRINTING & ALLIED WORKS PVT LTD	AACCB0078N	1	15000	0	0	15000	1.5060	15000	0	15000	1.5060	0	1.5060	0	0.0000	NA	0	0
PNC CAPITAL TRUST LTD.	AABCP6009J	1	15000	0	0	15000	1.5060	15000	0	15000	1.5060	0	1.5060	0	0.0000	NA	0	15000
BOSKI DISTRIBUTORS PVT LTD	AABCB0848F	1	15000	0	0	15000	1.5060	15000	0	15000	1.5060	0	1.5060	0	0.0000	NA	0	0
FAREAST DISTRIBUTORS PVT LIMITED	AAACF6455B	1	15000	0	0	15000	1.5060	15000	0	15000	1.5060	0	1.5060	0	0.0000	NA	0	15000
VEEA FISCAL SERVICES PVT LTD		1	13000	0	0	13000	1.3052	13000	0	13000	1.3052	0	1.3052	0	0.0000	NA	0	0
KNITWORTH LEASE FINANCE LTD.	AABCK6307J	1	12000	0	0	12000	1.2048	12000	0	12000	1.2048	0	1.2048	0	0.0000	NA	0	12000
CYNDRELLA TIE UP PRIVATE LIMITED	AABCC8703A	1	10080	0	0	10080	1.0120	10080	0	10080	1.0120	0	1.0120	0	0.0000	NA	0	10080
CLASSIC MEDIA MAKER PVT LTD	AABCC6042Q	1	10000	0	0	10000	1.0040	10000	0	10000	1.0040	0	1.0040	0	0.0000	NA	0	0
EXOIMP RESOURCES PVT LTD	AABCE1770H	1	10000	0	0	10000	1.0040	10000	0	10000	1.0040	0	1.0040	0	0.0000	NA	0	0
PARIJAT TRACOM LIMITED	AABCP4813G	1	10000	0	0	10000	1.0040	10000	0	10000	1.0040	0	1.0040	0	0.0000	NA	0	0
WEBTECH SOFTWARES & SERVICES LIMITED		1	10000	0	0	10000	1.0040	10000	0	10000	1.0040	0	1.0040	0	0.0000	NA	0	0
WEBCOM SOFTWARES & SERVICES PVT LTD	AAACW3553D	1	10000	0	0	10000	1.0040	10000	0	10000	1.0040	0	1.0040	0	0.0000	NA	0	0
PAYANTA MERCHANTS PVT LTD	AABCP6844K	1	10000	0	0	10000	1.0040	10000	0	10000	1.0040	0	1.0040	0	0.0000	NA	0	0
BHAWANI FREIGHT AND FORWARDER PRIVATE LIMITED	AACCB2759A	1	10000	0	0	10000	1.0040	10000	0	10000	1.0040	0	1.0040	0	0.0000	NA	0	10000
MAHADEV PNEUMATICS TRADING CO. PVT LTD	AACCM5917D	1	10000	0	0	10000	1.0040	10000	0	10000	1.0040	0	1.0040	0	0.0000	NA	0	0
SUPREME TELEFILMS PVT LTD	AAFCS4375J	1	10000	0	0	10000	1.0040	10000	0	10000	1.0040	0	1.0040	0	0.0000	NA	0	0
Sub Total		106	453080	0	0	453080	45.4900	453080	0	453080	45.4900	0	45.4900	0	0.0000	NA	0	232080
Total Public Shareholding (B)=(B)(1)+(B)(2)+(B)(3)		106	453080	0	0	453080	45.4900	453080	0	453080	45.4900	0	45.4900	0	0.0000	NA	0	232080


Table Iv - Statement Showing shareholding pattern of the Non Promoter - Non Public shareholder as on 31/03/2019

Category & Name of the Shareholders (I)	PAN (II)	No of shareholders (III)	No. of fully paid up equity shares held (IV)	Partly paid-up equity shares held (V)	Nos. of shares underlying Depository Receipts (VI)	Total nos. shares held (VII)=(IV) + (V)+(VI)	Shareholding % calculated as per SCRR, 1957) As a % of (A+B+C2) (VIII)	Number of Voting Rights held in each class of securities (IX)			No of shares Underlying convertible securities (including Warrants) (X)	Total Shareholding as a % assuming full conversion of convertible securities (as a percentage of diluted share capital) (XI)=(VII)+(X) As a % of A+B+C2)	Number of Locked in shares (XII)		Number of shares pledged or otherwise encumbered (XIII)		Number of equity shares held in dematerialized form (XIV)	
								No of Voting Rights					No. (a)	As a % of total shares held (b)	No. (a)	As a % of total shares held (b)		
								Class x	Class y	Total								
(1) Custodian / DR Holder																		
(2) Employee Benefit Trust (under SEBI (Share based Employee Benefit) Regulations, 2014)																		
<b>Total Non Promoter - Non Public Shareholding (C)=(C)(1)+(C)(2)</b>			0	0	0	0	0.0000	0	0	0	0.0000	0	0.0000	0	0.0000	NA	NA	0





TRIDENT INDIA LIMITED				
Distribution Schedule as on 31/03/2019				
Share Holding	No of Holders	% age	No of Shares	% age
151 to 250	36	32.4324	7200	0.7229
251 to 500	31	27.9279	9300	0.9337
501 to 5000	13	11.7117	39500	3.9659
Above 5000	31	27.9279	940000	94.3775
Grand Total	111	100.0000	996000	100.0000
Distribution Schedule as on 31/03/2019				
Share Holding	No of Holders	% age	No of Shares	% age
Upto 500	67	60.3604	16500	1.6566
1001 to 2000	6	5.4054	9000	0.9036
2001 to 3000	2	1.8018	5500	0.5522
4001 to 5000	5	4.5045	25000	2.5100
5001 to 10000	9	8.1081	90000	9.0361
Above 10000	22	19.8198	850000	85.3414
Grand Total	111	100.0000	996000	100.0000
Distribution Schedule as on 31/03/2019				
Notional Value of (Rs.)	No of Holders	% age	Amount (Rs.)	% age
Upto 5000	67	60.3604	165000	1.6566
10001 to 20000	6	5.4054	90000	0.9036
20001 to 30000	2	1.8018	55000	0.5522
40001 to 50000	5	4.5045	250000	2.5100
50001 to 100000	9	8.1081	900000	9.0361
Above 100000	22	19.8198	8500000	85.3414
Grand Total	111	100.0000	9960000	100.0000





TRIDENT INDIA LIMITED					
Shareholding Summary as on 31/03/2019					
Form	As per Folio/Client Id		As per PAN		
	No of Records	No of Shares	No of Records	No of Shares	
PHYSICAL	93	221000	93	221000	
NSDL	18	775000	18	775000	
CDSL	0	0	0	0	
<b>TOTAL</b>	<b>111</b>	<b>996000</b>	<b>111</b>	<b>996000</b>	

